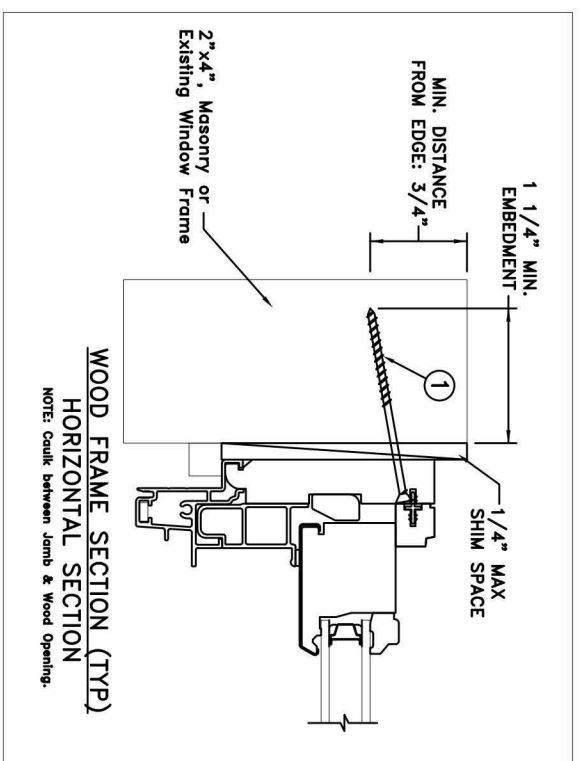
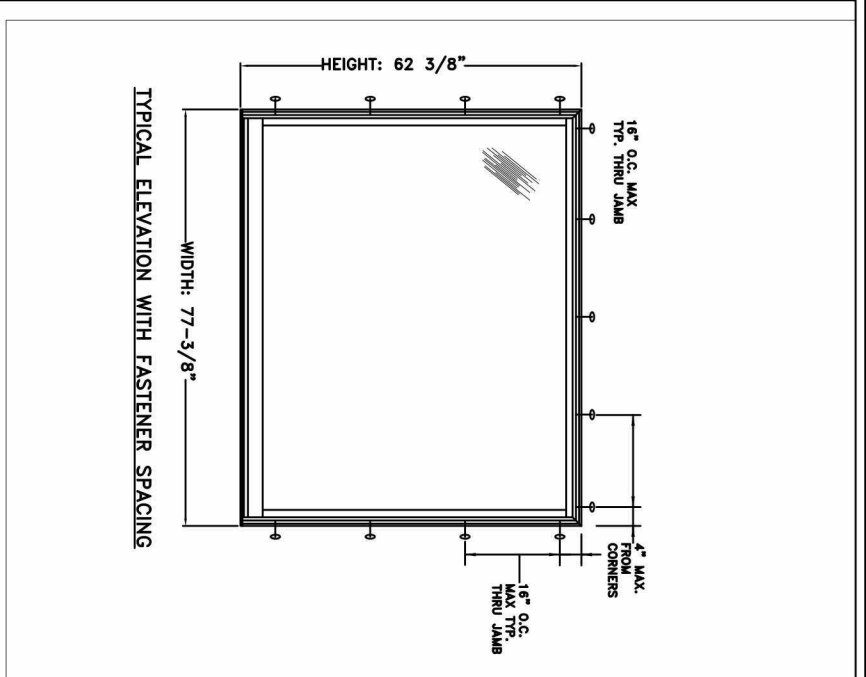
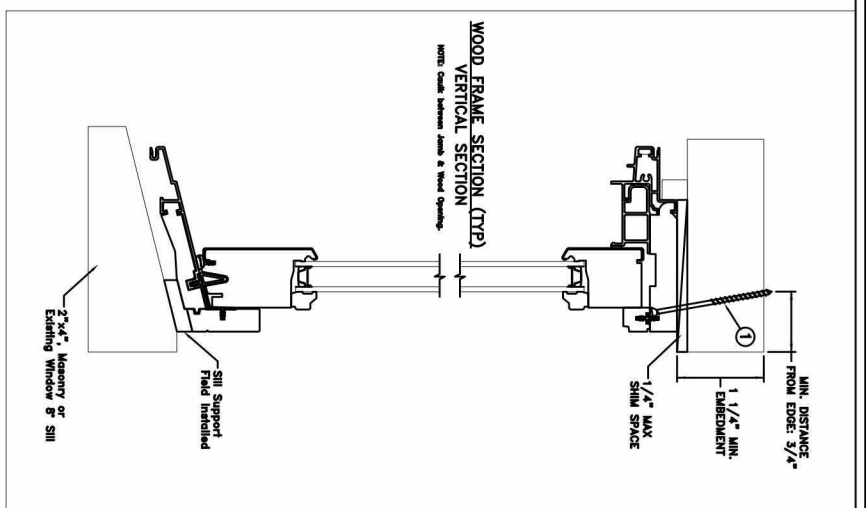


**THRU JAMB - 14° SILL  
INSTALLATION**



Max Frame	DP	IMPACT
77 3/8 x 62 3/8	+/-50	NO



- Installed Fastener Schedule:**
1. Seal flange/frame to substrate.
  2. Use #8 PH or greater fasteners through jamb with sufficient length to penetrate a minimum of 1 1/2" into the wood framing. For 2X wood frame substrate (min. S.G. = 0.42).
  3. Host structure (wood buck, stud framing and opening) to be designed and anchored to properly transfer all loads to the structure. The host structure is the responsibility of the architect or engineer of record for the project of installation.

- General Notes:**
1. The product shown herein is designed, tested and manufactured to comply with the wind load criteria of the adopted International Building Code (IBC), the International Residential Code (IRC), the Florida Building Code (FBC) and the industry standard requirement for the stated conditions.
  2. Buck, framing and masonry by others and its responsibility of architect or engineer of record.
  3. All glazing shall conform to ASTM E1300.
  4. At minimum, glazing shall be double strength annealed insulating glass.

This schedule addresses only the fasteners required to anchor the window to achieve the rated design pressure and impact performance (where applicable) up to the size limitations noted. It is not intended as a guide to the installation process and does not address the sealing consideration that may arise in different wall conditions. For the complete installation procedure, see the instructions packaged with the window or go to [www.jeld-wen.com/resources/installation](http://www.jeld-wen.com/resources/installation).

**DISCLAIMER:**  
This drawing and its contents are confidential and are not to be reproduced or copied in whole or in part or used or disclosed to others except as authorized by JELD-WEN Inc.

<b>REVISION</b>		<b>PROJECT ENGINEER:</b> J. HAWKINS		<b>DATE:</b> 02/25/2015	
		<b>DRAWN BY:</b> J. HAWKINS		<b>SCALE:</b> NTS	
		<b>CHECKED BY:</b> D. STOKES		<b>TITLE:</b> Custom Clad Pocket DH Picture Window	
		<b>APPROVED BY:</b> D. YAGLIA		<b>PLANT NAME AND LOCATION:</b> Bend-OR	
		<b>PART/PROJECT No.:</b> D008597		<b>CAD DWG. No.:</b> CustCl.PKTDHpic Cert	
		<b>IDENTIFIER No.:</b> -		<b>REV</b> NULL	
				<b>SHEET</b>	

**JELD-WEN** 3737 LAKEPORT BLVD.  
KIAMATH FALLS OR, 97601  
PHONE: (541) 882-3451